

### Joinings

Write the names of special days in cursive.

Groundhog Day

Father's Day

Thanksgiving

Labor Day

Independence Day

Washington's Birthday

Veterans Day

Patriot Day

Lincoln's Birthday

School Librarian Day

Handwriting practice lines for the following special days:

- Groundhog Day
- Father's Day
- Thanksgiving
- Labor Day
- Independence Day
- Washington's Birthday
- Veterans Day
- Patriot Day
- Lincoln's Birthday
- School Librarian Day




**Joinings** These letters are not joined to the letter that follows.

*B D F G I L O P Q S T V W X*

**Book Character** Read the paragraph below.

*I love to read exciting Dr. Doolittle stories. He is a doctor who can talk to the animals. He understands what they say. He helps them feel better.*



Write the paragraph about Dr. Doolittle. Leave space for margins.  Circle your best word.

Handwriting practice lines consisting of a solid top line, a dashed middle line, and a solid bottom line, repeated multiple times for writing the paragraph.

# Apply

**Book Summary** Read the book summary below.

*The Mitten by Jan Brett*

*It is a snowy winter day. A boy drops his mitten. One by one, eight animals climb inside.*

*There is always enough room.*

*But when the bear sneezes, all the animals bounce back out.*

Use cursive to write the book summary. Leave space for margins.

Handwriting practice lines for cursive writing. The page contains ten sets of horizontal lines, each consisting of a solid top line, a dashed midline, and a solid bottom line, providing a guide for letter height and placement.

**Sentence** Read the sentence below. It includes every letter of the alphabet.





The quick brown fox jumps over the lazy dog.

*The quick brown fox jumps over the lazy dog.*

Write the sentence three times in your best manuscript handwriting. Then write the sentence three more times in your best cursive handwriting.

Handwriting practice lines consisting of solid top and bottom lines with a dashed midline. There are 10 sets of these lines provided for writing practice.

My writing has good

 <b>Shape</b>	<input type="checkbox"/>
 <b>Size</b>	<input type="checkbox"/>
 <b>Spacing</b>	<input type="checkbox"/>
 <b>Slant</b>	<input type="checkbox"/>

*cursive, 5+ sentences*

## Narrative

**Story Retelling** Write the title of a story you know well. Then retell the story in your own words. Be sure to include the characters, setting, and important events. Remember to indent the first line of each paragraph you write and leave space for margins.

Title: \_\_\_\_\_

\_\_\_\_\_  
\_\_\_\_\_  
\_\_\_\_\_  
\_\_\_\_\_  
\_\_\_\_\_  
\_\_\_\_\_  
\_\_\_\_\_  
\_\_\_\_\_  
\_\_\_\_\_  
\_\_\_\_\_  
\_\_\_\_\_  
\_\_\_\_\_  
\_\_\_\_\_  
\_\_\_\_\_  
\_\_\_\_\_  
\_\_\_\_\_  
\_\_\_\_\_  
\_\_\_\_\_  
\_\_\_\_\_  
\_\_\_\_\_  
\_\_\_\_\_

# Apply

*cursive, 5+ sentences*

## Narrative

**Last Weekend** Write about what you did last weekend. Be sure to include temporal words (such as *first, next, then, later, finally*) to show the order of events. Remember to indent the first line of each paragraph you write and leave space for margins.

The writing area consists of 15 sets of horizontal lines. Each set includes a solid top line, a dashed midline, and a solid bottom line, providing a guide for letter height and placement, particularly for cursive writing.

# Apply

*cursive, 5+ sentences*

## Opinion

**Fiction or Nonfiction?** Which type of text do you like to read better: fiction (imagined) or nonfiction (real)? Write your opinion, reasons to support your opinion, and a concluding statement. Remember to indent the first line of each paragraph you write and leave space for margins.