

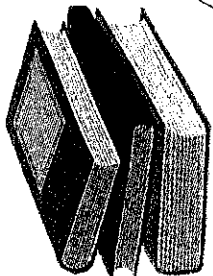
Apply

Cursive in the Real World

Web Write the words to complete the web.



call Grandpa




read



eat



finish picture




study spelling



clean up

Complete this web by writing things you need to do.

Handwriting practice lines (top left): solid top line, dashed middle line, solid bottom line.



Handwriting practice lines (middle left): solid top line, dashed middle line, solid bottom line.

Handwriting practice lines (middle right): solid top line, dashed middle line, solid bottom line.

Handwriting practice lines (bottom right): solid top line, dashed middle line, solid bottom line.



Size Circle three words you wrote that have good size.


Write your favorite color. Then give reasons that color is best. Include a concluding sentence.
Remember to leave space for margins.

My favorite color is

Apply

Narrative

It's So Cold! Read the words.




Write the names of things to wear or do when it is cold outside.

Handwriting practice lines consisting of a solid top line, a dashed middle line, and a solid bottom line.

Apply

Narrative

It's So Warm! Read the labels.



Write the things you see on a warm day at the beach.

Handwriting practice lines consisting of a solid top line, a dashed middle line, and a solid bottom line.

Uppercase-to-Lowercase Joinings

Write each joining below. Then write the name of the country.

Ar

Aruba

Ar

Ch

China

Ch

Eg

Egypt

Eg

Hu

Hungary

Hu

Ja

Japan

Ja

Ke

Kenya

Ke

Me

Mexico

Me

No

Norway

No

Ru

Russia

Ru

Ur

Uruguay

Ur

Ye

Yemen

Ye

Za

Zambia

Za

Joinings These letters are not joined to the letter that follows: B, D, F, G, L, O, P, Q, S, T, V, W, X

Review

Lowercase-to-Lowercase Joinings

Write each joining below. Then write the word.

Undercurve-to-Undercurve

in ride

Undercurve-to-Downcurve

ea eat

Undercurve-to-Overcurve

aj amaze

Overcurve-to-Undercurve

ju just

Overcurve-to-Downcurve

yo you

Overcurve-to-Overcurve

gy gogy

Checkstroke-to-Undercurve

ur wrote

Checkstroke-to-Downcurve

ba back

Checkstroke-to-Overcurve

om home

Natalie Omar Pablo

Quentin Rob Sarah

Tyler Ursula Victor

Wade Kander Yasmine

Zachary

My writing has good



Review

Uppercase Cursive Letters

Write the name for each letter of the alphabet in your best cursive handwriting.

Alyssa Beth Charles

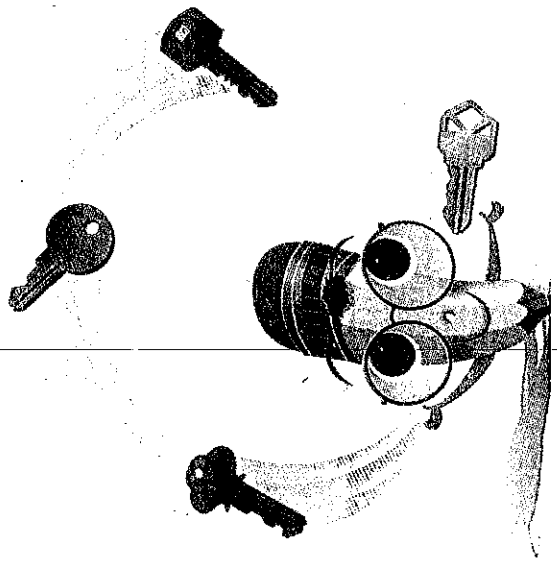
Daniel Emma Felipe

Gabe Hunter Isabel

Joe Kim Leah Mar

Write a thank-you letter to someone who did something nice for you.
Remember to indent the first line of the paragraph and leave space for margins.

Handwriting practice lines consisting of a solid top line, a dashed middle line, and a solid bottom line. The first line is pre-indented on the left side.



Is your writing easy to read?



Shape Circle your best letter that has an overcurve beginning.



Size Circle your best short letter.



Spacing Circle two words that have space for \ between them.



Slant Circle a letter you wrote that has good slant.

Evaluate

Keys to Legibility

- Write the following thank-you letter on the guidelines below.
- Make your writing easy to read.
- Be sure to leave space for margins.

Dear Mr. and Mrs. Pool,
Thank you for the book.
I really like it. My sister
does too! Thank you again.
Sincerely,
Jake

Handwriting practice lines consisting of multiple rows of solid top and bottom lines with a dashed midline.

Sentence Read the sentence below. It includes every letter of the alphabet.





The quick brown fox jumps over the lazy dog.

The quick brown fox jumps over the lazy dog.

Write the sentence in your best manuscript handwriting. Then write the sentence again in your best cursive handwriting.

Handwriting practice lines consisting of multiple sets of three horizontal lines (top solid, middle dashed, bottom solid) for manuscript and cursive writing.

My writing has good

 Shape	<input type="checkbox"/>
 Size	<input type="checkbox"/>
 Spacing	<input type="checkbox"/>
 Slant	<input type="checkbox"/>