

// READING MYSTERY //

ONCE UPON A CRIME
TEACHER TOADS



Thank You for Downloading 😊

Thank you for your purchase. I sincerely hope both you and your students enjoy this product. Your feedback would be appreciated so that I can make my resources better. Please do not hesitate to contact me if you need me to make any adjustments to this resource for you.

Terms & Conditions

1. Upon purchasing this product, the purchaser hereby agrees to adhere and be bound by the following terms and conditions of use. Mrs J's Resource Creations reserves all rights to enforce legal action for any breach or infringement of the below terms and conditions.
2. The contents of the material contained in the packet ("**the Work**") you have purchased is protected by copyright law as governed by the Australian *Copyright Act 1968* (Cth), the *Berne Convention for the Protection of Literary and Artistic Works 1886*, the *Universal Copyright Convention 1952*, and common law.
3. Mrs J's Resource Creations holds the exclusive right to use or authorize others to use the Work on such terms and conditions dictated by Mrs J's Resource Creations, and by the purchaser expressly agreeing to be bound by those terms and conditions.
4. The Work is permitted to be distributed to students for the purpose of education and learning.
5. The Work is limited to the use of one (1) teacher, tutor, or educational staff member ONLY. The purchaser is prohibited from sharing the Work with colleagues, tutors, or other education staff. The purchaser is to direct the other interested purchaser to directly purchase the work (or purchase an additional license) from the online store of Mrs J's Resource Creations.
6. The purchaser is permitted to share the cover image of the Work on its social media forum on the condition the purchaser links back to Mrs J's Resource Creations' online store on 'Teachers Pay Teachers' (<http://www.teacherspayteachers.com/Store/Mrs-Js-Resources-Creations>) displaying the Work, the product or link to the product.
7. The purchaser is prohibited from reusing, modifying, appropriating, adapting and disseminating any of the Work, except in accordance with the terms and conditions of use and where express written consent is given by Mrs J's Resource Creations.
8. The purchaser is prohibited from creating or developing anything similar to the Work. In such circumstances where the purchaser is discovered to have used any intellectual property owned by Mrs J's Resource Creations, Mrs J's Resource Creations reserves all rights to commence civil proceedings and criminal prosecution for the infringement of copyright.
9. Any permitted reproduction of the Work, including fair dealing, must:
 - acknowledge the relevant rights of Mrs J's Resource Creations as the source of any such material reproduced;
 - reference the copyright or licence conditions under which the material is provided on this site.
10. In such circumstances where the purchaser has breached or infringed any of the above terms and conditions, Mrs J's Resource Creations reserve the right to press a claim, in law and in equity for damages, compensation, account for profits, injunctive relief, amongst other causes of action.
11. Mrs J's Resource Creations excludes complete liability whatsoever for damage and loss of any kind, including special, indirect or consequential loss, however caused, arising out from reliance of the content of this website. This includes your use or reliance on any third party content, links, comments or advertisements. Your use of, or reliance on, any information in this website is entirely at your own risk, for which Mrs J's Resource Creations shall not be liable.

PREPARATION

- Print and photocopy pages 4-11 (pg 4 and 11 are optional to print if you want to save paper). Staple together into booklets or put into a case file folder.
- Page 5 is a Possible Suspects list, which students will need to keep handy for eliminating characters as they discover clues throughout this reading mystery.

The worksheets must be completed in the order I have put them in.

HOW TO USE

Optional: Play the video hook before reading page 4. The video is designed to set the stage to engage; it's intended to leave students questioning 'what's going on?' Then continue to read page 4 to reveal more about the activity and state the case.

Students will need to refer back to the suspect list (pg. 5) as they investigate. By the end, they should be able to narrow the suspect list down to just one character. The last character remaining (if done correctly) is the culprit!

Each activity page has a reading component, which is followed by either some questions, tasks or puzzles to solve. The answering section requires students to fill in letters on the blank lines. Referring back to the reading text will help them with the spelling and solving the missing letters to complete responses/statements or special words. **I recommend making it a requirement to read first, or set a timer for reading time before students are allowed to pick up a pencil to complete the activities. Also, instruct students to highlight the evidence in the passage text to show where the answers are found.**

To crack the clue codes: the missing letters on the blank lines go into the empty boxes with the matching number underneath the line. (If you are familiar with my math mysteries, think of it as a reverse way to do this.) I've provided some examples for the first letter in the clues.

Page 11 is an optional way to declare who the culprit is, with an opportunity for some extra writing. Encourage your students to write their elimination reasoning with each clue. Tick the 'Well Done' box if the student declared the correct suspect and you are satisfied with the evidence (clues presented). Tick the 'Oops! Try Again!' box if they get the culprit wrong or do not have the proper clues listed. You could skip this part and just have your students present their eliminated suspect list to check if they are correct.

If your students are struggling with this activity, I recommend pausing frequently to discuss in groups or as a class. FOR CLUE 1, I recommend instructing students to highlight nouns, verbs, and adjectives that they find in the reading passage (using a color code key e.g. nouns = yellow, and adjectives = blue) before attempting the activity section to crack the code.

ANSWERS

Answers and an elimination guide are provided on pages 12 – 17.

AWARDS

On page 18 you will find a newspaper article certificate. You can give these to students who solve the case correctly and provide enough evidence of course! Keep these hidden until solved. The article certificate wraps up the story at the end.

If you need help, have any questions, or notice an error in my work please email me on

JJResourceCreations@gmail.com

Thanks! ☺

TALE TOWN'S DETECTIVE AGENCY HEADQUARTERS

Detective, your phone is ringing, answer it . . .

Tom Thumb



"Detective, we at Tale Town Elementary School desperately need your help! All of the teachers, including the principal, have turned into toads! Now they hop in and out of the classrooms. We thought it was funny at first and honestly cool because it meant we didn't have to do any work. But, the class is now boring, and we realized that we would like to learn or do something interesting besides mucking around all day. Plus, the large Teacher Toads are super scary because of my small size! One of them tried to eat me! Do you think you can help us, Detective?"

Puzzled, you ask how did all of the teachers turn into toads?

"We have no idea! We returned from recess, and just as Mrs. Frump was about to begin the lesson, she suddenly disappeared before my eyes. In shock, I ran to the classroom next door to tell the teacher there, but as I entered, she also went 'poof' and turned into a toad. I rushed to the principal's office, but there he sat as a toad. He stared at me from on top of his paperwork pile. I have no idea how this happened, but we don't know what to do. We all thought of you because of your brilliant detective skills. Maybe, if you can figure out who is behind turning all of the teachers into toads, we can also find a way to turn them back."

Tom Thumb



You agree to investigate the teacher toad case. You tell Tom Thumb that you are leaving now to visit Tale Town Elementary to begin searching the crime scene for clues.

On the following pages, you will be visiting locations to discover clues. As you complete each page, go over your possible suspects list to see if any information discovered eliminates a character from being responsible for the Teacher Toads!




POSSIBLE SUSPECTS

Suspect	Character Traits	Used a . . .	Clothing colors worn	Is from...	Motive
Rapunzel	<ul style="list-style-type: none"> ▪ Shy ▪ Curious ▪ Cheeky 	Potion	<ul style="list-style-type: none"> - Purple - White - Pink 	Tale Town Elementary School	Thought that it would be a funny prank
Jack 'Beanstalk' Spriggins	<ul style="list-style-type: none"> ▪ Curious ▪ Cheeky ▪ Foolish 	Potion	<ul style="list-style-type: none"> - Green - Brown - Yellow 	Tale Town Elementary School	Thought that it would be a funny prank
Rosina the Witch	<ul style="list-style-type: none"> ▪ Powerful ▪ Clever ▪ Mean 	Wand	<ul style="list-style-type: none"> - Green - Purple - Black 	The Wishing Woods	Doesn't want children to learn
Alice 'Wonderland' Liddel	<ul style="list-style-type: none"> ▪ Curious ▪ Shy ▪ Polite 	Potion	<ul style="list-style-type: none"> - Blue - White - Black 	Tale Town Elementary School	Didn't want homework
Ron Greasely	<ul style="list-style-type: none"> ▪ Powerful ▪ Curious ▪ Shy 	Wand	<ul style="list-style-type: none"> - Black - Purple - Blue 	Bogglehart Wizard Academy	Thought that it would be a funny prank
Georgie Porgie	<ul style="list-style-type: none"> ▪ Messy ▪ Cheeky ▪ Foolish 	Wand	<ul style="list-style-type: none"> - Green - Brown 	Tale Town Elementary School	Thought that it would be a funny prank
Dorothy Gale	<ul style="list-style-type: none"> ▪ Brave ▪ Kind ▪ Polite 	Potion	<ul style="list-style-type: none"> - Blue - White - Black 	Tale Town Elementary School	Wanted to go home
Pinocchio	<ul style="list-style-type: none"> ▪ Dishonest ▪ Cheeky ▪ Foolish 	Potion	<ul style="list-style-type: none"> - Red - Yellow - Brown 	Tale Town Elementary School	Didn't want homework
Little Red	<ul style="list-style-type: none"> ▪ Curious ▪ Cheeky ▪ Adventurous 	Potion	<ul style="list-style-type: none"> - Red - White - Black 	Tale Town Elementary School	Didn't want homework
Oliver Twist	<ul style="list-style-type: none"> ▪ Dishonest ▪ Shy ▪ Foolish 	Wand	<ul style="list-style-type: none"> - Brown - White - Blue 	Tale Town Elementary School	Didn't want homework
Wendy Darling	<ul style="list-style-type: none"> ▪ Kind ▪ Brave ▪ Adventurous 	Wand	<ul style="list-style-type: none"> - Blue - Pink - Purple 	Tale Town Elementary School	Wanted to go home
Hansel Leiderhosen	<ul style="list-style-type: none"> ▪ Brave ▪ Adventurous ▪ Cheeky 	Potion	<ul style="list-style-type: none"> - Red - Black - White 	Tale Town Elementary School	Didn't want homework
Goldilocks	<ul style="list-style-type: none"> ▪ Brave ▪ Adventurous ▪ Cheeky 	Potion	<ul style="list-style-type: none"> - Blue - Black - White 	Tale Town Elementary School	Thought that it would be a funny prank

Solve the clues and then cross the suspects off the list until only one character remains! The last suspect remaining is responsible for the Teacher Toads!

1. VISIT LOCATION: Tale Town Elementary School

Little Red



"Watch out, Detective! You nearly stepped on poor Mrs. Frumpy!"

You look down and see a toad with brown curly hair, a blue dress, and large green glasses.

"You should see some other teacher toads; they look hilarious! Look! The principal is the one over there wearing a yellow bowtie and a spotted purple jacket."

Jack Spriggins



Tom Thumb



"It stops being funny when one of them tries to eat you! They tried to chomp Thumbelina too! It's scary for some of us tiny ones. We need to find out who the culprit behind this is, and how to help the toads turn back into teachers."

"I'll admit that it is becoming boring being at school since we are not learning anything new. But, I still don't want them back to give us homework!"

Georgie Porgie



Tom Thumb sighs, hops onto your shoulder and begins to show you around his messy classroom. You notice the following:

- There's smelly toad slime on top and under Mrs. Frumpy's desk
- There are five large windows
- There's a door at the back of the classroom

CLUE 1: Assign a color for nouns and adjectives, then highlight as many as you can find in the reading above. After highlighting the words, sort them into the nouns and adjectives category columns below. Reading is a **MUST** to check the context of how each word is used. >> After completing, check with your teacher to receive the clue!



NOUNS		
h <u>a</u> i 1 2	<u>o</u> me <u>o</u> rk 9 10	d <u>s</u> k 20
<u>r</u> ess 3	<u>l</u> ssroo 11 12 13	<u>o</u> or 21
gl <u>a</u> se 4 5	wi <u>d</u> <u>w</u> s 14 15	pr <u>o</u> <u>c</u> ip <u>l</u> 22 23 24
<u>e</u> ac <u>e</u> r 6 7	sch <u>o</u> 16 17	culpri <u>e</u> 25
<u>o</u> ads 8	ja <u>k</u> e 18 19	

ADJECTIVES		
blu <u>e</u> 26	gr <u>u</u> <u>n</u> 33 34	<u>c</u> ary 41
c <u>r</u> ly 27	sme <u>l</u> y 35	<u>e</u> llow 42
br <u>w</u> 28 29	hil <u>r</u> iou <u>e</u> 36 37	spo <u>t</u> ed 43 44
l <u>g</u> 30 31	m <u>s</u> sy 38	
<u>i</u> ny 32	p <u>r</u> p <u>e</u> 39 40	

12	37	8	27	3	34	14	25	A	1	32	43	24	40	38
----	----	---	----	---	----	----	----	---	---	----	----	----	----	----

6	16	10	29	31	17	33	13	20	23	44	36	2	42
---	----	----	----	----	----	----	----	----	----	----	----	---	----

41	11	9	28	15	35	18	30	39	5	26	21	19	7	22	4
----	----	---	----	----	----	----	----	----	---	----	----	----	---	----	---

2. VISIT LOCATION: The School Staff Room

Tom Thumb



"The staff room is where the teachers usually come during lunch and recess. But, as you can see, there's no teacher in sight!"

"If it helps, Detective, I asked around the school. Everyone reported that their teacher turned into a toad on Monday, after recess."

Little Red



Gretel



"Strange how it only happened to the teachers, though. I wonder why it didn't happen to the students too."

"I call dibs on the last half brownie over there! Yum!"

"Yuck! Gretel, that's disgusting! It looks like someone already bit into that brownie."

"Delicious! These brownies have an unusual flavor, though. There must be a special ingredient inside of them."

Little Miss Muffet



Wendy



You begin to inspect the staff room for clues.

- There are a few cups of cold coffee left on the dining table.
- There is a plate with traces of brownie crumbs left on the dining table.



Goldilocks

"Oh no! Look, Detective, Gretel is turning into a toad, too!"



CLUE 2. Fill in the missing letters to complete the answers in the comprehension questions below. Then match the letters with the numbers into the empty boxes to reveal a clue! The first one is done for you. Use the reading above to answer the questions below. Highlight where you find the answers in the text above as evidence.

- When do the teachers usually visit the staff room? During l₁n₂ ₃ and ₄ ₅ce₆s time.
- When did all of the teachers turn into toads? On ₇ ₈ ₉d₁₀y, ₁₁ ₁₂ ₁₃er ₁₄ ₁₅ ₁₆ces.
- Who eats the leftover brownie? G₁₇ ₁₈ ₁₉ ₂₀I eats the leftover brownie.
- Why does Wendy think that Gretel eating the last half brownie is disgusting? Because it l₂₁ ₂₂ks like someone already ₂₃ ₂₄ ₂₅i₂₆ to that brownie.
- What is left on the dining table? There are a fe₂₇ ₂₈cu₂₉s of c₃₀ld₃₁ ₃₂ ₃₃ ₃₄ ₃₅ ₃₆ ₃₇ ₃₈ ₃₉c₄₀ ₄₁ s left on the dining table.

--	--	--	--	--

25 32 18 4 39

--	--	--

11 17 5

--	--	--	--	--	--

33 40 34 2 15 6

--	--

21 12

--

10

--	--	--	--	--	--

28 8 19 38 29 37

--	--

24 26

--	--	--

13 3 35

--	--	--	--	--	--	--

41 14 22 27 9 31 20

		U			
--	--	---	--	--	--

30 36 1 7 23 16

3. VISIT LOCATION: Mystic Pond

Tom Thumb



"Maybe Fred the Frog Prince will help us figure out who could have caused this toad situation at our school. After all, someone turned him into a frog; did you know that he used to be a human prince?"

Fred the Frog Prince



"I can hear you are talking about me, and yes, I was turned into a frog. But, unfortunately, I still don't know who did this to me."

You ask Fred if he ate anything before transforming into a frog.

Fred the Frog Prince



"The day I turned into a frog, I woke up and ate some breakfast, strawberry jam on toast. After that, I went horseback riding in the woods. I rode for a while until I stopped for a rest by this same pond. I had a drink of water and ate a cookie. Then, I fell asleep by the tree over there. After I woke up, my horse was gone, and I discovered that I was no longer human but a slimy green frog! Everything else is still a mystery to me. Maybe you can help figure out who did this to me one day."

After some thought, you realize that Fred can still talk in his frog form, unlike the toads at Tale Town Elementary School. So perhaps the cause for both problems is different.

CLUE 3 - Below is a set of clue riddles or definitions to words written in the reading section above. The blank lines represent missing letters in the word. As you fill in a letter on each blank line, match that letter with the number underneath into the empty boxes to reveal a clue! The first one is already done.
→ *highlight the word answers in the text above as evidence.*

A male member of a royal family P₁ r₂ ₃ c₄

A small red fruit ₅ ₆ r₇ w₈ b₉ ₁₀ r₁₁ r₁₂ ₁₃

Sliced bread cooked on both sides ₁₀ o₁₁ ₁₂ ₁₃

A sweet treat ₁₄ ₁₅ ₁₆ ₁₇ i₁₈ ₁₉

A person who teaches ₁₉ ₂₀ a₂₁ ₂₂ ₂₃ r₂₄

What Fred discovered he no longer was after waking up ₂₄ ₂₅ ₂₆ a₂₇ n₂₈

A four-legged, plant-eating mammal ₂₇ ₂₈ r₂₉ ₃₀

To change in form, appearance, or structure ₃₁ r₃₂ a₃₃ s₃₄ f₃₅ o₃₆ m₃₇ i₃₈ g₃₉

A small amphibian related to a frog t₃₅ ₃₆ a₃₇ ₃₈

Not the same as another or each other ₃₇ i₃₈ f₃₉ ₄₀ r₄₁ ₄₂ n₄₃ t₄₄

 ₁₂ ₁₅ ₂₆ ₈ ₃₅ ₃ ₃₈

 ₂₁ ₂₇ ₂₀ ₃₉ ₁₇ ₉

 ₁₀ ₂₅ R₁ ₃₄ ₃₀ ₃₇ ₆ ₂₂ ₁₈ ₃₁ ₂₃ ₇ ₁₄ ₂₄ ₄ ₃₃ ₂₉

 ₂ ₃₂ ₁₃ ₁₆

 ₁₉ ₂₈ ₁₁ ₃₆ ₅

4. VISIT LOCATION: Tale Town Library

Tom Thumb races home for supper, leaving you alone to continue the investigation. Unsure where to look next, you decide to go and visit the library to do some research on toad transformations.

Belle



"Hi, Detective! Do you need some help?"

You explain the teacher toad situation and want to know if there are any books on that topic.

"There are a few books on transformations in aisle six. However, if you are in a hurry, I recommend starting with the book *Tricks, Traps, and Transformations*. I'm sure there is a chapter in that book about toads."

You ask if anyone has checked out the book recently.

"No, that book hasn't been checked out in a long time. However, now that you mention it, something odd did happen last week that might help with your investigation. On Friday morning, the library's side door was left open, and I found the book *'Tricks, Traps, and Transformations'* on the floor in aisle seven near the cookbooks. There was part of a recipe ripped next to it, too. I remember that chocolate was one of the ingredients. However, other than that happening, nothing in the library was taken or damaged. That's why I didn't call you."

Belle



You open the book to check out the chapter on Toad Transformations. The cure section outlines:

*KNOWLEDGE IS POWER,
POWER COMES FROM A BOOK.
JUMP ON SOME FACTS,
TO HELP A TOAD TURN BACK.*

CLUE 4. Fill in the missing letters to complete the answers in the comprehension questions below. Then match the letters with the numbers into the empty boxes to reveal a clue!

Use the reading above to answer the questions below. Highlight where you find the answers in the text above as evidence.

1. What book does Belle recommend? The ' ricks, T a s, and r nsfor ations' book.
2. When did Belle find the book left on the floor? On F day ng.
3. Where in the library was the book left after the break in? On the floor in i le ev n near the oo ooks.
4. Why didn't Belle call you about the library break in? Because ot ing in the library

 as k n or d mag d.

23	21	8	14

17	2	12	9	25

22	5	15

6	27	24	11	4

1	10

19	16

13

3	7	26	20	18

SOLVE THE MYSTERY!


ONCE UPON A CRIME: TEACHER TOADS

WHO turned the teachers into toads?

In the space below, write a list of the clues that you discovered during your investigation. Include a brief outline explaining how each clue helped you decide which suspects to eliminate from your list.

 **Well done!**

You discovered who is responsible for the teacher toads! You take the offender to Tale Town jail.

 **Oops! Try again!**

No, that is not who turned the teachers into toads, go back, check your work and try again.

1. ANSWER KEY

Little Red



"Watch out, Detective! You nearly stepped on poor Mrs. Frumpy!"

You look down and see a toad with brown curly hair, a blue dress, and large green glasses.

"You should see some other teacher toads; they look hilarious! Look! The principal is the one over there wearing a yellow bowtie and a spotted purple jacket."

Jack Spriggins



Tom Thumb



"It stops being funny when one of them tries to eat you! They tried to chomp Thumbelina too! It's scary for some of us tiny ones. We need to find out who the culprit behind this is, and how to help the toads turn back into teachers."

Georgie Porgie



"I'll admit that it is becoming boring being at school since we are not learning anything new. But, I still don't want them back to give us homework!"

Tom Thumb sighs, hops onto your shoulder and begins to show you around his messy classroom. You notice the following:

- There's smelly toad slime on top and under Mrs. Frumpy's desk
- There are five large windows
- There's a door at the back of the classroom

Cross off all suspects who are not from Tale Town Elementary School.

NOUNS		
h <u>a</u> i <u>r</u> 1 2	h <u>o</u> m <u>e</u> w <u>o</u> r <u>k</u> 9 10	d <u>e</u> s <u>k</u> 20
d <u>r</u> e <u>s</u> s 3	c <u>l</u> a <u>s</u> s <u>r</u> o <u>o</u> m 11 12 13	d <u>o</u> o <u>r</u> 21
gl <u>a</u> s <u>s</u> e <u>s</u> 4 5	w <u>i</u> n <u>d</u> o <u>w</u> s 14 15	Pr <u>i</u> n <u>c</u> i <u>p</u> a <u>l</u> 22 23 24
t <u>e</u> a <u>c</u> h <u>e</u> r 6 7	sch <u>o</u> o <u>l</u> 16 17	culpr <u>i</u> t 25
t <u>o</u> a <u>d</u> s 8	ja <u>c</u> ke <u>t</u> 18 19	

ADJECTIVES		
bl <u>e</u> 26	gr <u>e</u> e <u>n</u> 33 34	s <u>c</u> a <u>r</u> y 41
c <u>u</u> r <u>l</u> y 27	sm <u>e</u> l <u>l</u> y 35	y <u>e</u> llow 42
br <u>o</u> w <u>n</u> 28 29	hil <u>a</u> riou <u>s</u> 36 37	spo <u>t</u> t <u>e</u> d 43 44
l <u>a</u> rg <u>e</u> 30 31	m <u>e</u> ssy 38	
t <u>i</u> ny 32	p <u>u</u> rp <u>l</u> e 39 40	

A 12 S 37 T 8 U 27 D 3 E 34 N 14 T 25 A 1 T 32 T 43 A 24 L 40 E 38

T 6 O 16 W 10 N 29 E 31 L 17 E 33 M 13 E 20 N 23 T 44 A 36 R 2 Y 42

S 41 C 11 H 9 O 28 O 15 L 35

C 18 A 30 U 39 S 5 E 26 D 21

T 19 H 7 I 22 S 4

2. ANSWER KEY

Tom Thumb

"The staff room is where the teachers usually come during lunch and recess. But, as you can see, there's no teacher in sight!"



Little Red

"If it helps, Detective, I asked around the school. Everyone reported that their teacher turned into a toad on Monday, after recess."



Little Miss Muffet

"Strange how it only happened to the teachers though, I wonder why it didn't happen to the students too."



"I call dibs on the last half brownie over there! Yum!"



Wendy

"Yuck! Gretel, that's disgusting! It looks like someone already bit into that brownie."



"Delicious! These brownies have an unusual flavor though. There must be a special ingredient inside of it."

You begin to inspect the staff room for clues.
 There are a few cups of cold coffee left on the dining table.
 There is a plate with traces of brownie crumbs left on the dining table.



Goldilocks

"Oh no! Look! Detective, Gretel is turning into a toad too!"



Cross off all suspects with 'wand' marked in their row.

- When do the teachers usually visit the staff room? During lun c h and r ece s s time.
1 2 3 4 5 6
- When did all of the teachers turn into toads? On M o n d a y, a f t e r r ece s s.
7 8 9 10 11 12 13 14 15 16
- Who eats the leftover brownie? G r e t e l eats the leftover brownie.
17 18 19 20
- Why does Wendy think that Gretel eating the last half brownie is disgusting? **Because it**
l o o k s like someone already b i t i n t o that brownie.
21 22 23 24 25 26
- What is left on the dining table? There are a few c u p s of c o l d coffee and a plate
27 28 29 30
w i t h t r a c e s of b r o w n i e c r u m b s left on the dining table.
31 32 33 34 35 36 37 38 39 40 41

T H E R E
25 32 18 4 39

A R E
11 17 5

T R A C E S
33 40 34 2 15 6

O F A
21 12 10

P O T I O N
28 8 19 38 29 37

I N
24 26

T H E
13 3 35

B R O W N I E
41 14 22 27 9 31 20

C R U M B S
30 36 1 7 23 16

3. ANSWER KEY

Tom Thumb



"Maybe Fred the Frog Prince will help us figure out who could have caused this toad situation at our school. After all, someone turned him into a frog; did you know that he used to be a human prince?"

Fred the Frog Prince



"I can hear you are talking about me, and yes, I was turned into a frog. But, unfortunately, I still don't know who did this to me."

You ask Fred if he ate anything before transforming into a frog.

Fred the Frog Prince



"The day I turned into a frog, I woke up and ate some breakfast, strawberry jam on toast. After that, I went horseback riding in the woods. I rode for a while until I stopped for a rest by this same pond. I had a drink of water and ate a cookie. Then, I fell asleep by the tree over there. After I woke up, my horse was gone, and I discovered that I was no longer human but a slimy green frog! Everything else is still a mystery to me. Maybe you can help figure out who did this to me one day."

After some thought, you realize that Fred can still talk in his frog form, unlike the toads at Tale Town Elementary School. So perhaps the cause for both problems is different.

Cross off all suspects without the 'cheeky' trait.

A male member of a royal family P₁ r₂ i₃ n₄ c₅ e₆

A small red fruit s₅ t₆ r₇ a₈ w₉ b₁₀ e₁₁ r₁₂ r₁₃ y₁₄

Sliced bread cooked on both sides t₁₀ o₁₁ a₁₂ s₁₃ t₁₄

A sweet treat c₁₄ o₁₅ o₁₆ k₁₇ i₁₈ e₁₉

A person who teaches t₁₉ e₂₀ a₂₁ c₂₂ h₂₃ e₂₄ r₂₅

What Fred discovered he no longer was after waking up h₂₄ u₂₅ m₂₆ a₂₇ n₂₈

A four-legged, plant-eating mammal h₂₇ o₂₈ r₂₉ s₃₀ e₃₁

To change in form, appearance, or structure t₃₁ r₃₂ a₃₃ n₃₄ s₃₅ f₃₆ o₃₇ r₃₈ m₃₉ i₄₀ n₄₁ g₄₂

A small amphibian related to a frog t₃₅ o₃₆ a₃₇ d₃₈

Not the same as another or each other d₃₇ i₃₈ f₃₉ f₄₀ e₄₁ r₄₂ e₄₃ n₄₄ t₄₅

S₁₂ O₁₅ M₂₆ E₈ O₃₅ N₃ E₃₈

C₂₁ H₂₇ E₂₀ E₃₉ K₁₇ Y₉

T₁₀ U₂₅ R₁ N₃₄ E₃₀ D₃₇

T₆ H₂₂ E₁₈

T₃₁ E₂₃ A₇ C₁₄ H₂₄ E₄ R₃₃ S₂₉

I₂ N₃₂ T₁₃ O₁₆

T₁₉ O₂₈ A₁₁ D₃₆ S₅

4. ANSWER KEY

Tom Thumb races home for supper; leaving you alone to continue the investigation. Unsure where to look next, you decide to go and visit the library to do some research on toad transformations.

Belle

"Hi, Detective! Do you need some help?"

You explain the teacher toad situation and want to know if there are any books on that topic.

"There are a few books on transformations in aisle six. However, if you are in a hurry, I recommend starting with the book *Tricks, Traps, and Transformations*.' I'm sure there is a chapter in that book about toads."

You ask if anyone has checked out the book recently?

"No, that book hasn't been checked out in a long time. However, now that you mention it, something odd did happen last week that might help with your investigation. On Friday morning, the library's side door was left open, and I found the book *'Tricks, Traps, and Transformations'* on the floor in aisle seven near the cookbooks. There was part of a recipe ripped next to it, too. I remember that chocolate was one of the ingredients. However, other than that happening, nothing in the library was taken or damaged. That's why I didn't call you."

Belle

You open the book to check out the chapter on Toad Transformations. The cure section outlines:

*KNOWLEDGE IS POWER,
POWER COMES FROM A BOOK.
JUMP ON SOME FACTS,
TO HELP A TOAD TURN BACK*

Keep all of the suspects with the motive 'Thought that it would be a funny prank' and cross out other suspects with a different motive.

1. **What** book does Belle recommend? The 'Tricks, Traps, and Transformations' book.
2. **When** did Belle find the book left on the floor? On Friday morning.
3. **Where** in the library was the book left after the break in? On the floor in aisle seven near the cook books.
4. **Why** didn't Belle call you about the library break in? Because not hing in the library was taken or damaged.

T H I S
23 21 8 14

C R I M E
17 2 12 9 25

W A S
22 5 15

M E A N T
6 27 24 11 4

T O
1 10

B E
19 16

A
13

P R A N K
3 7 26 20 18

5. VISIT LOCATION: Bogglehart Wizard Academy

Bumblebore



"I had a feeling that you would stop by, Detective. I recently heard about the teacher toads and figured you would suspect someone from here. Let me begin by saying that our academy has a strict policy about causing problems such as this. Students will be expelled immediately from the academy if caught playing with such magic tricks outside Bogglehart."

"I'll admit that my class has been working on transformations for the past five weeks, including toad spells. But, surely it isn't one of my students who caused this teacher toad trouble."

Professor Snail



Bumblebore



"Now, Professor Snail, we both know that sometimes you can be sluggish to catch the sneaky little ones."

"I may move slow, but that doesn't mean I can't see! I'm certain that my students wouldn't steal from my classroom."

"Professor, I'm still going to show the Detective your classroom, just in case. In the meantime, could you please work on a cure for the teacher toads?"

Bumblebore shows you inside Professor Snail's classroom. You notice the following:

- You find traces of ingredients that are used in toad potions on the floor near the window.
- The window is open. There are some finger blotches on the window glass.
- There are vines outside the window that go all the way to the ground.

Keep all of the suspects with brown in the clothing colors column. Cross out the rest without.

- What happens to a student if caught playing around with magic tricks outside of Bogglehart? The students are e x p e l l e d i m m e d i a t e l y.
- How long has Prof. Snail's class been working on transformations? f i v e w e e k s.
- What is Prof. Snail certain about? He is c e r t a i n t h a t h i s s t u d e n ' t s t e a l f r o m h i s c l a s s r o o m.
- What do you find on the floor near the window? T r a c e s o f i n g r e d i e n t h a r e u s e d i n t o a d p o t i o n s.
- What do you find on the window glass? F i n g e r b l o t c h e s.

Y 7	O 34	U 30	S 40	E 12	E 2	A 22	P 33	I 4	E 13	C 25	E 10	O 32	F 8		
B 38	R 28	O 23	W 11	N 36	C 14	L 3	O 39	T 31	H 20	C 21	A 6	U 16	G 37	H 29	T 24
I 26	N 17	T 18	H 15	E 1	V 9	I 35	N 27	E 5	S 19						

ELIMINATION GUIDE

Suspect	Character Traits	Used a . . .	Clothing colors worn	Is from...	Motive
Rapunzel	<ul style="list-style-type: none"> ▪ Shy ▪ Curious ▪ Cheeky 	Potion	<ul style="list-style-type: none"> - Purple - White - Pink 	Tale Town Elementary School	Thought that it would be a funny prank
Jack 'Beanstalk' Spriggins	<ul style="list-style-type: none"> ▪ Curious ▪ Cheeky ▪ Foolish 	Potion	<ul style="list-style-type: none"> - Green - Brown - Yellow 	Tale Town Elementary School	Thought that it would be a funny prank
Rosina the Witch	<ul style="list-style-type: none"> ▪ Powerful ▪ Clever ▪ Mean 	Wand	<ul style="list-style-type: none"> - Green - Purple - Black 	The Wishing Woods	Doesn't want children to learn
Alice 'Wonderland' Liddel	<ul style="list-style-type: none"> ▪ Curious ▪ Shy ▪ Polite 	Potion	<ul style="list-style-type: none"> - Blue - White - Black 	Tale Town Elementary School	Didn't want homework
Ron Greasely	<ul style="list-style-type: none"> ▪ Powerful ▪ Curious ▪ Shy 	Wand	<ul style="list-style-type: none"> - Black - Purple - Blue 	Bogglehart Wizard Academy	Thought that it would be a funny prank
Georgie Porgie	<ul style="list-style-type: none"> ▪ Messy ▪ Cheeky ▪ Foolish 	Wand	<ul style="list-style-type: none"> - Green - Brown 	Tale Town Elementary School	Thought that it would be a funny prank
Dorothy Gale	<ul style="list-style-type: none"> ▪ Brave ▪ Kind ▪ Polite 	Potion	<ul style="list-style-type: none"> - Blue - White - Black 	Tale Town Elementary School	Wanted to go home
Pinocchio	<ul style="list-style-type: none"> ▪ Dishonest ▪ Cheeky ▪ Foolish 	Potion	<ul style="list-style-type: none"> - Red - Yellow - Brown 	Tale Town Elementary School	Didn't want homework
Little Red	<ul style="list-style-type: none"> ▪ Curious ▪ Cheeky ▪ Adventurous 	Potion	<ul style="list-style-type: none"> - Red - White - Black 	Tale Town Elementary School	Didn't want homework
Oliver Twist	<ul style="list-style-type: none"> ▪ Dishonest ▪ Shy ▪ Foolish 	Wand	<ul style="list-style-type: none"> - Brown - White - Blue 	Tale Town Elementary School	Didn't want homework
Wendy Darling	<ul style="list-style-type: none"> ▪ Kind ▪ Brave ▪ Adventurous 	Wand	<ul style="list-style-type: none"> - Blue - Pink - Purple 	Tale Town Elementary School	Wanted to go home
Hansel Leiderhosen	<ul style="list-style-type: none"> ▪ Brave ▪ Adventurous ▪ Cheeky 	Potion	<ul style="list-style-type: none"> - Red - Black - White 	Tale Town Elementary School	Didn't want homework
Goldilocks	<ul style="list-style-type: none"> ▪ Brave ▪ Adventurous ▪ Cheeky 	Potion	<ul style="list-style-type: none"> - Blue - Black - White 	Tale Town Elementary School	Thought that it would be a funny prank

MYSTERY ANSWER: Jack 'Beanstalk' Spriggins



Date: _____

Thanks to the amazing detective work of _____,

The Teacher Toads have been restored to their former selves!

With students finding themselves suddenly lost at school, some couldn't handle sitting around all day doing nothing. Many started to complain that their brains were beginning to turn to mush, as they craved a challenge.

This Teacher Toad situation was indeed a tricky one for Detective _____ to solve. Fortunately, Detective _____'s skills were no match for the culprit to cover his tracks. Reportedly, Jack 'Beanstalk' Spriggins is the criminal behind tainting the brownies in the teacher's staff room with a toad transformation potion. Although he has no magic, he figured out a way to perform this crime by also committing two other crimes!

Sheriff Star gave the following statement, *"Jack is going to be given lots of jail time not only for the teacher toad situation, but also for breaking and entering Tale Town library, and for stealing supplies from Bogglehart Wizard Academy. Even if he thought this was all meant to be some sort of funny prank, he took it too far. There is never a reasonable excuse to steal either."*

We interviewed Jack in his jail cell, where he only made the following comments, *"Can't anyone take a joke? This was all meant to be funny! Ok so I couldn't turn the toads back to teachers, but I figured that the potion would wear off eventually."*

Unfortunately, Jack was wrong about the potion wearing off. The teachers were stuck as toads. Luckily, Detective _____ did some research and found the cure in an old book. At first it was difficult to interpret, even Bumblebore, the great wizard, wasn't sure what to do, but the detective had a brilliant idea. Detective _____ rounded up all of the teacher toads into a school bus and drove them to Tale Town Library. There, all of the toads were allowed inside the library and spent the night sleeping on books. By the morning, all of the toads had turned back into a bunch of very confused teachers.

Everyone is grateful for the hard work done by Detective _____ to resolve this case, even the ones who weren't so keen on having homework. If there is something to learn from all of this, it's that knowledge is powerful in so many ways!





Check out MORE EDUCATION RESOURCES...

MATH MYSTERY

Print & Solve
MATH MYSTERIES

GRADES
K - 8

Junior
// Reading Mystery //

Reading Comprehension Resources

CSI DIGITAL MYSTERY

Digital Math Games

READING MYSTERY

**ONCE UPON A
CRIME...**

ELA
Teaching Resources

PRIVATE EYE C.S.I.

**LITERACY
MYSTERIES**

MINI-MATH MYSTERY

Printable & Digital
Teaching Resources

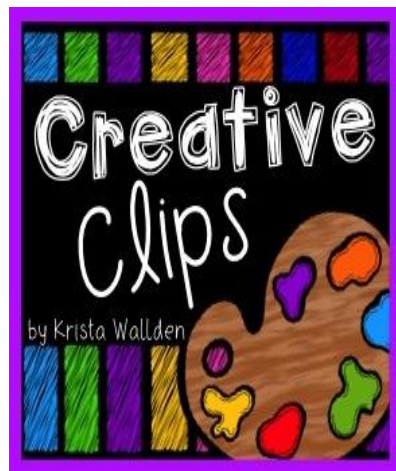

MATH PROJECT

EASY PREP!
Print & go!

Project-Based Learning
Teaching Resources



GRAPHICS & FONTS BY



**THANK
YOU!**

CLIPART Lord -
<http://www.clipartlord.com/>

Vladimir Zuñiga Foca.tk

Fonts by The Learning Tree