


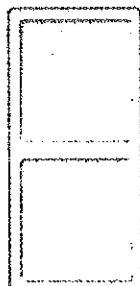






# Sums of 7 and 8




Name \_\_\_\_\_




	$6 + 2 = 8$ <p>part + part = whole</p>	$\begin{array}{r} 3 \\ + 4 \\ \hline 7 \end{array}$	
---	--	---	---

Find the sum. Draw and count to check.

<b>1.</b> $\begin{array}{r} 4 \\ + 3 \\ \hline 7 \end{array}$ 	<b>2.</b> $\begin{array}{r} 4 \\ + 4 \\ \hline \end{array}$ 	<b>3.</b> $\begin{array}{r} 1 \\ + 7 \\ \hline \end{array}$ 
---	--	---

<b>4.</b> $\begin{array}{r} 3 \\ + 5 \\ \hline \end{array}$ 	<b>5.</b> $\begin{array}{r} 2 \\ + 5 \\ \hline \end{array}$ 	<b>6.</b> $\begin{array}{r} 5 \\ + 3 \\ \hline \end{array}$ 
--	---	--

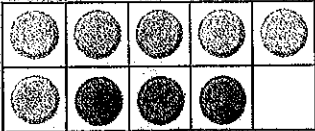
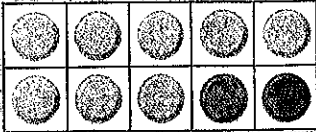
<b>7.</b> $8 + 0 = 8$ 	<b>8.</b> $1 + 6 = \underline{\quad}$ 	<b>9.</b> $5 + 2 = \underline{\quad}$ 
--	--	--

<b>10.</b> $3 + 4 = \underline{\quad}$ 	<b>11.</b> $2 + 6 = \underline{\quad}$ 	<b>12.</b> $6 + 1 = \underline{\quad}$ 
---	---	---


Copyright © by William H. Sadler, Inc. All rights reserved.

# Sums of 9 and 10


Name \_\_\_\_\_

	$\begin{array}{r} 6 \\ + 3 \\ \hline 9 \end{array}$		$\begin{array}{r} 8 \\ + 2 \\ \hline 10 \end{array}$
---	---	--	--


Draw ● for the second addend.  
Write the sum.

1. 

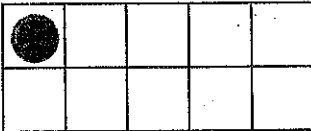
$7 + 2 = 9$




$4 + 6 = \underline{\quad}$



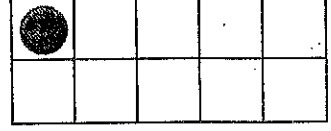
$2 + 8 = \underline{\quad}$

2. 

$1 + 8 = \underline{\quad}$



$7 + 3 = \underline{\quad}$



$1 + 9 = \underline{\quad}$

Find the sum. Use a  and ● to check.

3. 
$$\begin{array}{r} 5 \\ + 4 \\ \hline \end{array}$$

$$\begin{array}{r} 2 \\ + 7 \\ \hline \end{array}$$

$$\begin{array}{r} 4 \\ + 5 \\ \hline \end{array}$$

$$\begin{array}{r} 5 \\ + 5 \\ \hline \end{array}$$

$$\begin{array}{r} 3 \\ + 6 \\ \hline \end{array}$$

$$\begin{array}{r} 8 \\ + 1 \\ \hline \end{array}$$

4.  $9 + 0 = \underline{\quad}$

$8 + 2 = \underline{\quad}$

$3 + 7 = \underline{\quad}$

5.  $6 + 4 = \underline{\quad}$

$7 + 3 = \underline{\quad}$

$6 + 3 = \underline{\quad}$

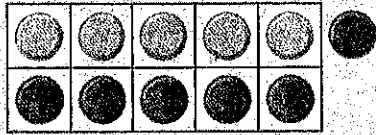
6.  $9 + 1 = \underline{\quad}$

$2 + 7 = \underline{\quad}$

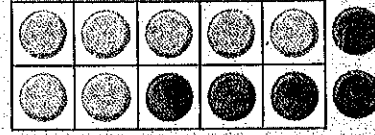
$8 + 1 = \underline{\quad}$

# Sums of 11 and 12

Name \_\_\_\_\_




$$\begin{array}{r} 5 \\ + 6 \\ \hline 11 \end{array}$$




$$\begin{array}{r} 7 \\ + 5 \\ \hline 12 \end{array}$$

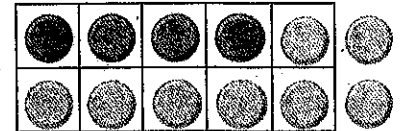
Find the sum.




$$6 + 6 = \underline{12}$$



$$8 + 3 = \underline{\quad}$$




$$4 + 8 = \underline{\quad}$$



$$9 + 2 = \underline{\quad}$$



$$5 + 7 = \underline{\quad}$$



$$6 + 5 = \underline{\quad}$$

Find the sum. Use a and to check.

3. 
$$\begin{array}{r} 4 \\ + 8 \\ \hline 12 \end{array}$$

$$\begin{array}{r} 4 \\ + 7 \\ \hline \end{array}$$

$$\begin{array}{r} 3 \\ + 9 \\ \hline \end{array}$$

$$\begin{array}{r} 9 \\ + 2 \\ \hline \end{array}$$

$$\begin{array}{r} 5 \\ + 7 \\ \hline \end{array}$$

$$\begin{array}{r} 2 \\ + 9 \\ \hline \end{array}$$

4.  $8 + 4 = \underline{\quad}$  |  $6 + 5 = \underline{\quad}$  |  $7 + 4 = \underline{\quad}$

5.  $3 + 8 = \underline{\quad}$  |  $7 + 5 = \underline{\quad}$  |  $6 + 6 = \underline{\quad}$

6.  $9 + 3 = \underline{\quad}$  |  $5 + 6 = \underline{\quad}$  |  $9 + 2 = \underline{\quad}$

7.  $4 + 7 = \underline{\quad}$  |  $5 + 7 = \underline{\quad}$  |  $3 + 9 = \underline{\quad}$

## Add Three Numbers

Name \_\_\_\_\_

To add three numbers, group two addends.  
Then add the third addend.

Add down.

$$\begin{array}{r} 2 \\ 4 \\ + 3 \\ \hline 6 \\ + 3 \\ \hline 9 \end{array}$$

Add up.

$$\begin{array}{r} 2 \\ 4 \\ + 3 \\ \hline 2 \\ + 7 \\ \hline 9 \end{array}$$

Add left to right.

$$\begin{array}{r} 2 + 4 + 3 = ? \\ \downarrow \\ 6 + 3 = 9 \end{array}$$

Add right to left.

$$\begin{array}{r} 2 + 4 + 3 = ? \\ \downarrow \\ 2 + 7 = 9 \end{array}$$

Add. You can use  to help.

1. 
$$\begin{array}{r} 5 \\ 3 \\ + 3 \\ \hline 5 \\ + 6 \\ \hline \end{array}$$

2. 
$$\begin{array}{r} 3 \\ 1 \\ + 8 \\ \hline \end{array} \quad \begin{array}{r} \square \\ + 8 \\ \hline \end{array}$$

3. 
$$\begin{array}{r} 2 \\ 2 \\ + 5 \\ \hline \end{array} \quad \begin{array}{r} \square \\ + 5 \\ \hline \end{array}$$

4. 
$$\begin{array}{r} 1 \\ 1 \\ + 9 \\ \hline \end{array} \quad \begin{array}{r} 1 \\ + \square \\ \hline \end{array}$$

5. 
$$\begin{array}{r} 3 \\ 2 \\ + 7 \\ \hline \end{array} \quad \begin{array}{r} \square \\ + 7 \\ \hline \end{array}$$

6. 
$$\begin{array}{r} 2 \\ 1 \\ + 7 \\ \hline \end{array} \quad \begin{array}{r} 2 \\ + \square \\ \hline \end{array}$$

7. 
$$\begin{array}{r} 3 \\ 1 \\ + 4 \\ \hline \end{array} \quad \begin{array}{r} 3 \\ + \square \\ \hline \end{array}$$

8. 
$$\begin{array}{r} 3 \\ 4 \\ + 4 \\ \hline \end{array} \quad \begin{array}{r} 3 \\ + \square \\ \hline \end{array}$$

9. 
$$\begin{array}{r} 2 + 5 + 2 = ? \\ \downarrow \\ \underline{\quad} + 2 = \underline{\quad} \end{array}$$

10. 
$$\begin{array}{r} 2 + 2 + 7 = ? \\ \downarrow \\ 2 + \underline{\quad} = \underline{\quad} \end{array}$$

# Problem-Solving Strategy: Write a Number Sentence

Name \_\_\_\_\_

**Read**

Archie has 2 .  
Millen has 6 more  than Archie.  
How many  does Millen have?

**Plan**

Write a number sentence.


**Write**

$$\underline{2} + \underline{6} = \underline{8}$$

Millen has 8 .

**Check**

Change the order of the addends to check.




1. Buddy buys 7 .



Phyllis buys 2 more  than Buddy.  $\underline{\quad} + \underline{\quad} = \underline{\quad}$

How many  does Phyllis buy? Phyllis buys        .

2. Vinnie's mom brings 4  to the party.

Steve's dad brings 3 .  $\underline{\quad} + \underline{\quad} = \underline{\quad}$


How many  do they bring in all? They bring        .

3. Billy picks 2  from his garden. His sister Del picks 2 more  than Billy.

$$\underline{\quad} + \underline{\quad} = \underline{\quad}$$

How many  does Del pick? Del picks        .

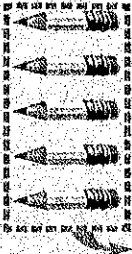


4. Erma puts 5  in her chili.

Paul puts only 1  in his chili.  $\underline{\quad} + \underline{\quad} = \underline{\quad}$

How many  do they use in all? They use        .

# All or Zero

Name \_\_\_\_\_

$\begin{array}{r} 5 \\ - 5 \\ \hline 0 \end{array}$		$\begin{array}{r} 5 \\ - 0 \\ \hline 5 \end{array}$		$\begin{array}{r} 5 \\ + 0 \\ \hline 5 \end{array}$	
---	---	---	---	---	---

Add or subtract.



1. $\begin{array}{r} 4 \\ - 4 \\ \hline 0 \end{array}$	2. $\begin{array}{r} 3 \\ + 0 \\ \hline \end{array}$	3. $\begin{array}{r} 2 \\ - 0 \\ \hline \end{array}$	4. $\begin{array}{r} 1 \\ - 1 \\ \hline \end{array}$	5. $\begin{array}{r} 6 \\ - 0 \\ \hline \end{array}$
--	--	--	--	--

6. $\begin{array}{r} 1 \\ + 0 \\ \hline \end{array}$	7. $\begin{array}{r} 2 \\ + 0 \\ \hline \end{array}$	8. $\begin{array}{r} 4 \\ - 0 \\ \hline \end{array}$	9. $\begin{array}{r} 3 \\ - 3 \\ \hline \end{array}$	10. $\begin{array}{r} 6 \\ + 0 \\ \hline \end{array}$
--	--	--	--	---



11. $\begin{array}{r} 4 \\ + 0 \\ \hline \end{array}$	12. $\begin{array}{r} 5 \\ + 0 \\ \hline \end{array}$	13. $\begin{array}{r} 6 \\ - 6 \\ \hline \end{array}$	14. $\begin{array}{r} 0 \\ + 5 \\ \hline \end{array}$	15. $\begin{array}{r} 3 \\ - 0 \\ \hline \end{array}$
---	---	---	---	---

16.  $2 - 2 = \underline{\quad}$       17.  $1 - 0 = \underline{\quad}$

**Problem Solving** Solve. Use a problem-solving strategy.

18. Jean brought 3  to the test. None of them got lost. How many  does she have?


\_\_\_\_\_ - \_\_\_\_\_ = \_\_\_\_\_


19. Cissy has 6  on her desk. She gives them all to Rick. How many  does she have left?

\_\_\_\_\_ - \_\_\_\_\_ = \_\_\_\_\_

# Subtract from 7 and 8

Name \_\_\_\_\_


Ed has 7 . Three are red and some are green. How many apples are not red?



$$\begin{array}{r} 7 \text{ whole} \\ - 3 \text{ part} \\ \hline 4 \text{ part} \end{array}$$

$$\begin{array}{r} 7 \\ - 3 \\ \hline 4 \end{array} = \begin{array}{r} 4 \\ - 3 \\ \hline 1 \end{array}$$

whole — part = part

4  are not red.

Subtract.

1.  $\begin{array}{r} 7 \\ - 1 \\ \hline 6 \end{array}$      $\begin{array}{r} 8 \\ - 4 \\ \hline \end{array}$      $\begin{array}{r} 7 \\ - 2 \\ \hline \end{array}$      $\begin{array}{r} 8 \\ - 2 \\ \hline \end{array}$      $\begin{array}{r} 7 \\ - 4 \\ \hline \end{array}$      $\begin{array}{r} 8 \\ - 7 \\ \hline \end{array}$

2.  $\begin{array}{r} 8 \\ - 8 \\ \hline \end{array}$      $\begin{array}{r} 7 \\ - 7 \\ \hline \end{array}$      $\begin{array}{r} 7 \\ - 5 \\ \hline \end{array}$      $\begin{array}{r} 8 \\ - 3 \\ \hline \end{array}$      $\begin{array}{r} 8 \\ - 5 \\ \hline \end{array}$      $\begin{array}{r} 8 \\ - 0 \\ \hline \end{array}$

3.  $\begin{array}{r} 7 \\ - 3 \\ \hline \end{array}$      $\begin{array}{r} 8 \\ - 6 \\ \hline \end{array}$      $\begin{array}{r} 7 \\ - 6 \\ \hline \end{array}$      $\begin{array}{r} 7 \\ - 0 \\ \hline \end{array}$      $\begin{array}{r} 8 \\ - 1 \\ \hline \end{array}$      $\begin{array}{r} 8 \\ - 4 \\ \hline \end{array}$

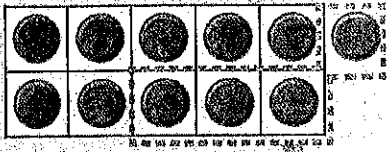
4.  $7 - 7 = \underline{0}$      $7 - 1 = \underline{\quad}$      $8 - 5 = \underline{\quad}$

5.  $8 - 4 = \underline{\quad}$      $7 - 4 = \underline{\quad}$      $7 - 2 = \underline{\quad}$

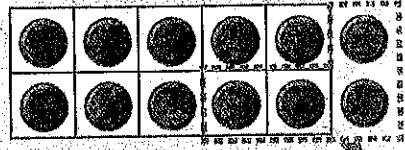
Copyright © by William H. Sadlier, Inc. All rights reserved.

# Subtract from 11 and 12

Name \_\_\_\_\_




$$11 - 4 = 7$$



$$12 - 4 = 8$$

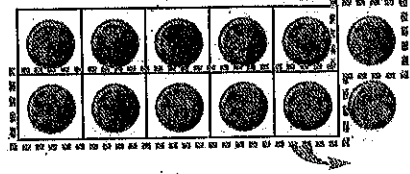
Write the difference.

1.





$$12 - 3 = \underline{\quad}$$

2.



$$12 - 6 = \underline{\quad}$$

Subtract. Use a  and  to help.

3.

$$\begin{array}{r} 12 \\ - 5 \\ \hline \end{array}$$

$$\begin{array}{r} 11 \\ - 4 \\ \hline \end{array}$$

$$\begin{array}{r} 11 \\ - 7 \\ \hline \end{array}$$

$$\begin{array}{r} 11 \\ - 5 \\ \hline \end{array}$$

$$\begin{array}{r} 12 \\ - 8 \\ \hline \end{array}$$

$$\begin{array}{r} 11 \\ - 6 \\ \hline \end{array}$$

4.

$$\begin{array}{r} 12 \\ - 9 \\ \hline \end{array}$$

$$\begin{array}{r} 12 \\ - 7 \\ \hline \end{array}$$

$$\begin{array}{r} 11 \\ - 2 \\ \hline \end{array}$$

$$\begin{array}{r} 11 \\ - 8 \\ \hline \end{array}$$

$$\begin{array}{r} 11 \\ - 3 \\ \hline \end{array}$$

$$\begin{array}{r} 12 \\ - 6 \\ \hline \end{array}$$

5.

$$\begin{array}{r} 12 \\ - 3 \\ \hline \end{array}$$

$$\begin{array}{r} 11 \\ - 3 \\ \hline \end{array}$$

$$\begin{array}{r} 11 \\ - 5 \\ \hline \end{array}$$

$$\begin{array}{r} 12 \\ - 8 \\ \hline \end{array}$$

$$\begin{array}{r} 11 \\ - 4 \\ \hline \end{array}$$

$$\begin{array}{r} 12 \\ - 5 \\ \hline \end{array}$$

6.

$$\begin{array}{r} 11 \\ - 9 \\ \hline \end{array}$$

$$\begin{array}{r} 12 \\ - 4 \\ \hline \end{array}$$

$$\begin{array}{r} 11 \\ - 7 \\ \hline \end{array}$$

$$\begin{array}{r} 12 \\ - 6 \\ \hline \end{array}$$

$$\begin{array}{r} 11 \\ - 6 \\ \hline \end{array}$$

$$\begin{array}{r} 11 \\ - 3 \\ \hline \end{array}$$

# Number-Line Subtraction


Name \_\_\_\_\_

$$12 - 6 = ?$$

Go to 12.

Count back 6.

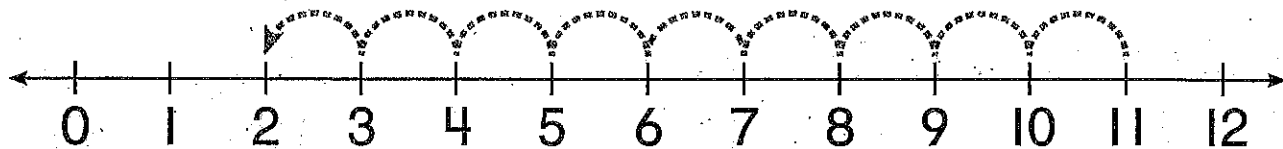
The difference is 6.



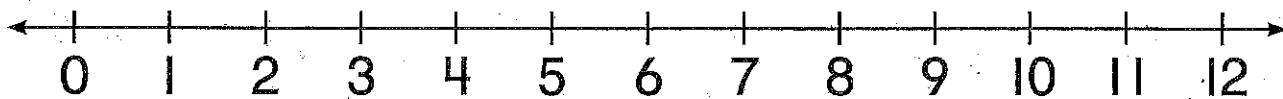
$$12 - 6 = 6$$

Show how you count back to subtract. Write the difference.

1.  $11 - 9 =$  2



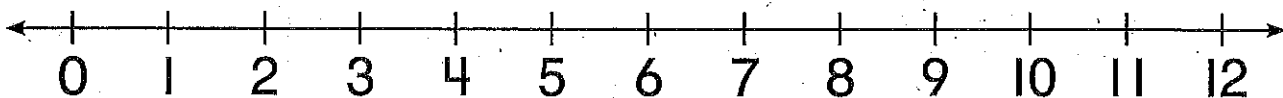
2.  $12 - 3 =$  \_\_\_\_\_



3.  $11 - 3 =$  \_\_\_\_\_





4.  $8 - 6 =$  \_\_\_\_\_




# Tens and Ones

Name \_\_\_\_\_

Make groups of 10 to find how many tens and ones.




2 groups of 10  
and 4 more.




2 tens 4 ones

Circle groups of 10.


Write how many tens and ones.




2 tens 4 ones




\_\_\_\_\_ tens \_\_\_\_\_ ones




\_\_\_\_\_ tens \_\_\_\_\_ ones




\_\_\_\_\_ ten \_\_\_\_\_ ones




\_\_\_\_\_ ten \_\_\_\_\_ ones




\_\_\_\_\_ tens \_\_\_\_\_ ones



\_\_\_\_\_ tens \_\_\_\_\_ one



\_\_\_\_\_ tens \_\_\_\_\_ ones



\_\_\_\_\_ ten \_\_\_\_\_ ones

# Tens Through One Hundred

Name \_\_\_\_\_

You can use models to count by tens.




1 ten  
10  
ten




2 tens  
20  
twenty



3 tens  
30  
thirty



4 tens  
40  
forty



5 tens  
50  
fifty


Write how many tens.

Write the number and the number word.


1.



3 tens = 30




2.



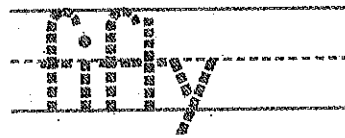
\_\_\_\_\_ tens = \_\_\_\_\_




3.




\_\_\_\_\_ tens = \_\_\_\_\_



4.



\_\_\_\_\_ tens = \_\_\_\_\_



Write the number.

5.

2 tens = \_\_\_\_\_

6.

7 tens = \_\_\_\_\_

7.

3 tens = \_\_\_\_\_

8.

9 tens = \_\_\_\_\_

9.

1 ten = \_\_\_\_\_

10.

6 tens = \_\_\_\_\_

11.

4 tens = \_\_\_\_\_

12.

10 tens = \_\_\_\_\_

13.

9 tens = \_\_\_\_\_

14.

8 tens = \_\_\_\_\_

15.


5 tens = \_\_\_\_\_

16.

1 ten = \_\_\_\_\_


# Numbers 60 Through 89

Name \_\_\_\_\_



6 tens 4 ones


64  
sixty-four




8 tens 7 ones

87  
eighty-seven

Write how many.




7 tens 6 ones  
76  
seventy-six




\_\_\_ tens \_\_\_ ones  
\_\_\_ eighty-eight




\_\_\_ tens \_\_\_ ones  
\_\_\_ sixty-three




\_\_\_ tens \_\_\_ ones  
\_\_\_ seventy-five



\_\_\_ tens \_\_\_ one  
\_\_\_ sixty-one



\_\_\_ tens \_\_\_ ones  
\_\_\_ eighty



\_\_\_ tens \_\_\_ ones  
\_\_\_ seventy-eight




\_\_\_ tens \_\_\_ ones  
\_\_\_ eighty-nine



\_\_\_ tens \_\_\_ ones  
\_\_\_ sixty-two

# Place Value of Digits; Expanded Form


Name \_\_\_\_\_



38  
 38 = 3 tens 8 ones  
 30 + 8 ← expanded form

Circle the value of the underlined digit.


1. 67



6



2. 53



5

50

3. 21



1

10

4. 98

8

80

5. 76

7

70

6. 19

9

90

7. 35

3

30

8. 44

4

40

9. 82

2

20

Write the number for each expanded form.

10.

$30 + 4 = \underline{\quad}$

11.

$90 + 5 = \underline{\quad}$

12.

$40 + 7 = \underline{\quad}$

13.

$70 + 8 = \underline{\quad}$

14.

$80 + 6 = \underline{\quad}$


15.

$60 + 9 = \underline{\quad}$

# Compare Numbers

Name \_\_\_\_\_

Compare 55 and 29.




55 has more tens.

55 is greater than 29.

$$55 > 29$$

Compare 63 and 67.




Both have 6 tens.

63 has fewer ones.

63 is less than 67.

$$63 < 67$$

Compare 18 and 18.



Both have 1 ten.

Both have 8 ones.

They are equal.

$$18 = 18$$

Compare. Write  $<$ ,  $=$ , or  $>$ .

1.  $21 \bigcirc 31$

2.  $47 \bigcirc 41$

3.  $22 \bigcirc 19$

4.  $56 \bigcirc 96$

5.  $74 \bigcirc 47$

6.  $44 \bigcirc 44$

7.  $81 \bigcirc 81$

8.  $29 \bigcirc 33$

9.  $65 \bigcirc 66$

10.  $63 \bigcirc 36$

11.  $58 \bigcirc 95$

12.  $98 \bigcirc 98$

Write the numbers to show which is greater or less.

13.  $\boxed{37} \quad \boxed{73}$   
 $\underline{\quad} > \underline{\quad}$

14.  $\boxed{85} \quad \boxed{83}$   
 $\underline{\quad} < \underline{\quad}$

15.  $\boxed{51} \quad \boxed{49}$   
 $\underline{\quad} > \underline{\quad}$

16.  $\boxed{62} \quad \boxed{26}$   
 $\underline{\quad} < \underline{\quad}$

17.  $\boxed{39} \quad \boxed{37}$   
 $\underline{\quad} > \underline{\quad}$

18.  $\boxed{44} \quad \boxed{54}$   
 $\underline{\quad} < \underline{\quad}$

# Subtract from 13 and 14

Name \_\_\_\_\_

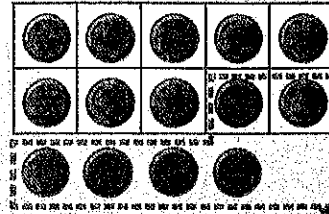
$$14 - 6 = ?$$

Subtract.

$$\begin{array}{r} 14 \\ - 6 \\ \hline 8 \end{array}$$

Add to check.

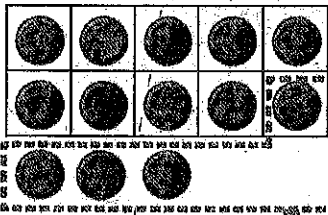
$$\begin{array}{r} 8 \\ + 6 \\ \hline 14 \end{array}$$



$$14 - 6 = 8$$

Subtract. Add to check.

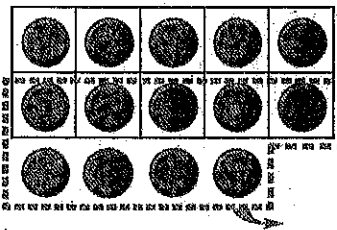
1.



$$13 - 4 = \underline{\quad}$$

$$\underline{\quad} + \underline{\quad} = \underline{\quad}$$

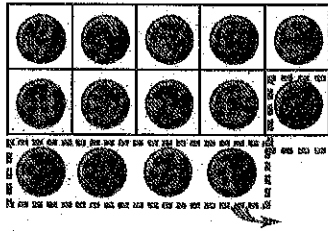
2.



$$14 - 9 = \underline{\quad}$$

$$\underline{\quad} + \underline{\quad} = \underline{\quad}$$

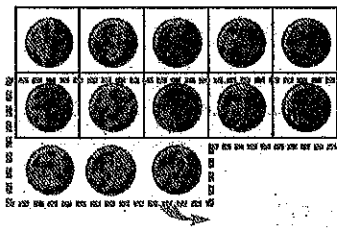
3.



$$14 - 5 = \underline{\quad}$$

$$\underline{\quad} + \underline{\quad} = \underline{\quad}$$

4.



$$13 - 8 = \underline{\quad}$$

$$\underline{\quad} + \underline{\quad} = \underline{\quad}$$

5.

$$\begin{array}{r} 13 \\ - 9 \\ \hline \end{array} \quad + \quad \begin{array}{r} 9 \\ - 9 \\ \hline 0 \end{array}$$

6.

$$\begin{array}{r} 14 \\ - 7 \\ \hline \end{array} \quad + \quad \begin{array}{r} \square \\ \square \\ \hline \end{array}$$

7.

$$\begin{array}{r} 14 \\ - 8 \\ \hline \end{array} \quad + \quad \begin{array}{r} \square \\ \square \\ \hline \end{array}$$

8.

$$13 - 5 = \underline{\quad}$$

$$\underline{\quad} + \underline{\quad} = \underline{\quad}$$

9.

$$13 - 7 = \underline{\quad}$$

$$\underline{\quad} + \underline{\quad} = \underline{\quad}$$

# Subtract from 18 or Less

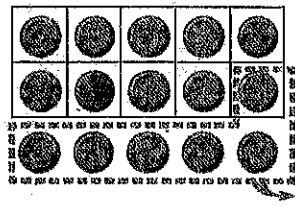
Name \_\_\_\_\_

$18 - 9 = ?$

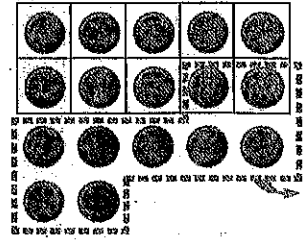
$18 - 9 = 9$

Subtract.

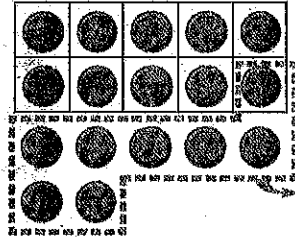
1. 
$$\begin{array}{r} 15 \\ - 6 \\ \hline \end{array}$$



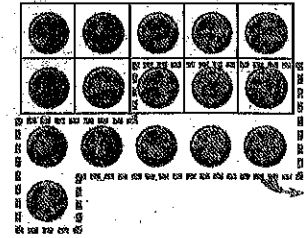
2. 
$$\begin{array}{r} 17 \\ - 9 \\ \hline \end{array}$$



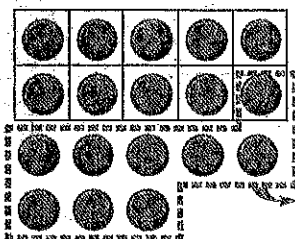
3. 
$$\begin{array}{r} 17 \\ - 8 \\ \hline \end{array}$$




4. 
$$\begin{array}{r} 16 \\ - 9 \\ \hline \end{array}$$



5. 
$$\begin{array}{r} 18 \\ - 9 \\ \hline \end{array}$$



6. 
$$\begin{array}{r} 15 \\ - 9 \\ \hline \end{array}$$



7. 
$$\begin{array}{r} 16 \\ - 8 \\ \hline \end{array}$$

8. 
$$\begin{array}{r} 17 \\ - 9 \\ \hline \end{array}$$

9. 
$$\begin{array}{r} 16 \\ - 7 \\ \hline \end{array}$$

10. 
$$\begin{array}{r} 15 \\ - 8 \\ \hline \end{array}$$

11.  $17 - 8 = \underline{\quad}$

12.  $16 - 9 = \underline{\quad}$

13.  $15 - 7 = \underline{\quad}$

# Three Addends

Name \_\_\_\_\_

You can change the order to add.

**Add down.**

$$\begin{array}{r} 2 \\ 7 \\ + 5 \\ \hline \end{array} \quad \begin{array}{r} 9 \\ + 5 \\ \hline 14 \end{array}$$

**Add up.**

$$\begin{array}{r} 5 \\ 3 \\ + 4 \\ \hline \end{array} \quad \begin{array}{r} 5 \\ + 7 \\ \hline 12 \end{array}$$

**Make 10.**

$$\begin{array}{r} 7 \\ 1 \\ + 3 \\ \hline \end{array} \quad \begin{array}{r} 10 \\ + 1 \\ \hline 11 \end{array}$$

**Use doubles.**

$$\begin{array}{r} 3 \\ 3 \\ + 2 \\ \hline \end{array} \quad \begin{array}{r} 6 \\ + 2 \\ \hline 8 \end{array}$$

Add. Circle the numbers you add first.

1.  $\begin{array}{r} 6 \\ 4 \\ + 2 \\ \hline \end{array}$      $\begin{array}{r} 10 \\ 2 \\ + 2 \\ \hline 2 \end{array}$

2.  $\begin{array}{r} 3 \\ 6 \\ + 4 \\ \hline \end{array}$      $\begin{array}{r} \square \\ \square \\ + \square \\ \hline \end{array}$

3.  $\begin{array}{r} 2 \\ 7 \\ + 5 \\ \hline \end{array}$      $\begin{array}{r} \square \\ \square \\ + \square \\ \hline \end{array}$

4.  $\begin{array}{r} 7 \\ 3 \\ + 4 \\ \hline \end{array}$      $\begin{array}{r} \square \\ \square \\ + \square \\ \hline \end{array}$

5.  $\begin{array}{r} 3 \\ 3 \\ + 6 \\ \hline \end{array}$      $\begin{array}{r} \square \\ \square \\ + \square \\ \hline \end{array}$

6.  $\begin{array}{r} 1 \\ 8 \\ + 2 \\ \hline \end{array}$      $\begin{array}{r} \square \\ \square \\ + \square \\ \hline \end{array}$

7.  $\begin{array}{r} 6 \\ 3 \\ + 2 \\ \hline \end{array}$      $\begin{array}{r} \square \\ \square \\ + \square \\ \hline \end{array}$

8.  $\begin{array}{r} 9 \\ 3 \\ + 0 \\ \hline \end{array}$      $\begin{array}{r} \square \\ \square \\ + \square \\ \hline \end{array}$

9.  $\begin{array}{r} 5 \\ 4 \\ + 4 \\ \hline \end{array}$      $\begin{array}{r} \square \\ \square \\ + \square \\ \hline \end{array}$

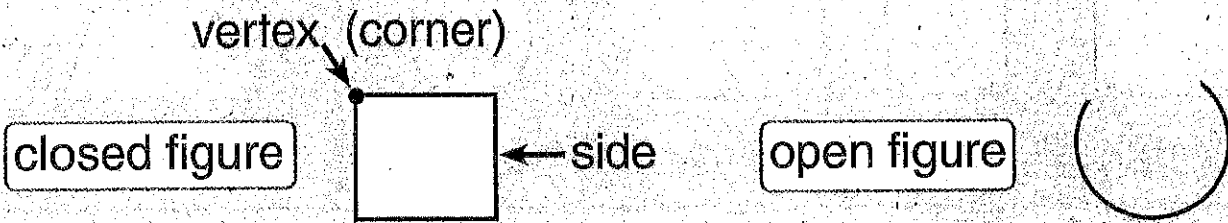
10.  $7 + 0 + 8 = ?$   
 $\quad + \quad = \quad$

11.  $4 + 5 + 1 = ?$   
 $\quad + \quad = \quad$

# Open and Closed Figures; Sides and Corners

Name \_\_\_\_\_

A closed flat figure is a plane figure.



An open figure is not a plane figure.

Draw to make each a closed figure.

<p>1. </p>	<p>2. </p>	<p>3. </p>	<p>4. </p>
------------	------------	------------	------------

Trace each figure.

Draw a ● at each vertex.

Write how many sides and corners.



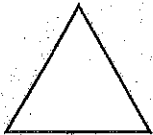
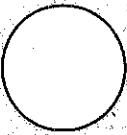
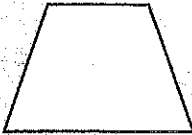
<p>5. </p> <p>_____ sides</p> <p>_____ corners</p>	<p>6. </p> <p>_____ sides</p> <p>_____ corners</p>	<p>7. </p> <p>_____ sides</p> <p>_____ corners</p>	<p>8. </p> <p>_____ sides</p> <p>_____ corners</p>
--	--	--	--

<p>9. </p> <p>_____ sides</p> <p>_____ corners</p>	<p>10. </p> <p>_____ sides</p> <p>_____ corners</p>	<p>11. </p> <p>_____ sides</p> <p>_____ corners</p>	<p>12. </p> <p>_____ sides</p> <p>_____ corners</p>
--	---	---	---

Copyright © by William H. Sadler, Inc. All rights reserved.


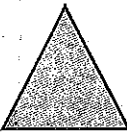




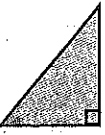
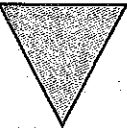








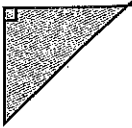
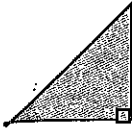




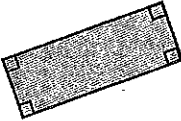

# Sorting Plane Figures

Name \_\_\_\_\_

4 square corners	0 square corners	4 corners
 	 	
rectangle    square	triangle    circle	trapezoid

Sort the figures.

Circle the figures that follow each rule.

Rule	Figures
1. 0 corners	   
2. 3 corners and 3 sides	   
3. 4 square corners and 4 sides	   
4. 5 corners and 5 sides	   
5. 1 square corner and 3 sides	   
6. 4 corners and 4 sides	   

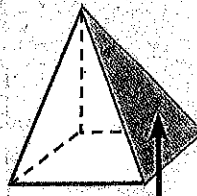
# Plane Figures on Solid Figures

Name \_\_\_\_\_


The flat surfaces of solid figures are shaped like plane figures.



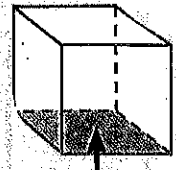
rectangle



triangle



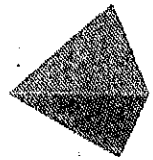
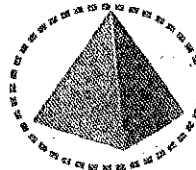

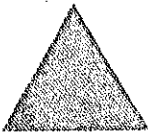
circle






square

Circle any solid figure with a flat surface that matches the plane figure at the beginning of each row.





1.



2.



3.



Write **square**, **triangle**, or **circle**.

4. The face of a cube is a square.



5. Four faces of a pyramid are \_\_\_\_\_.

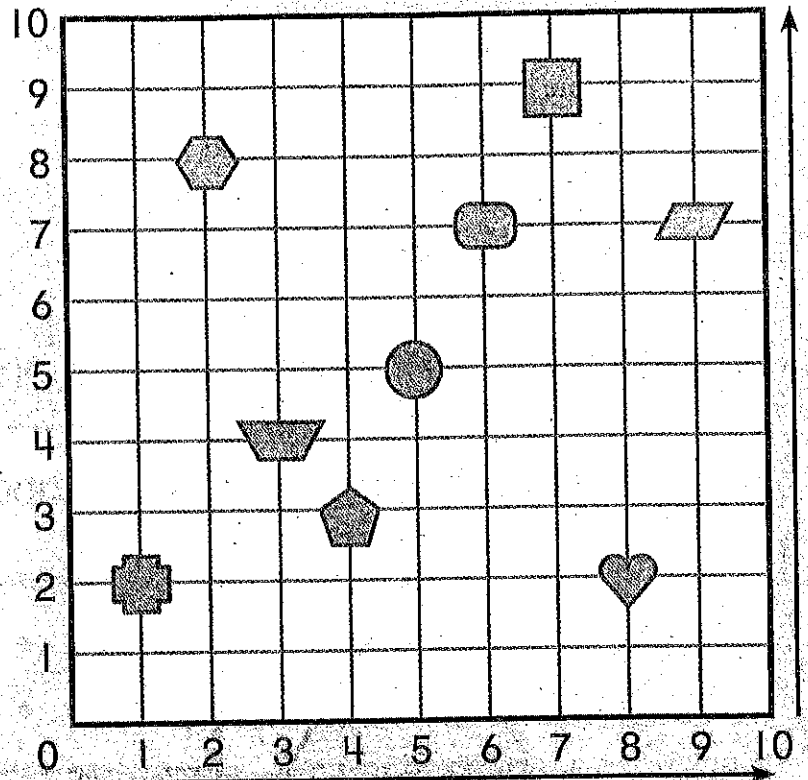
6. Each flat surface of a cylinder is a \_\_\_\_\_.

7. The flat surface of a cone is a \_\_\_\_\_.

# Give and Follow Directions

Name \_\_\_\_\_

Where is the  ?  
 To find out, start at 0.  
 Count across.  
 Count up.  
 The  is 9 across  
 and 7 up.



Use the grid above.  
 Write the numbers to tell where each figure is.













	Figure	Across	Up
1.		3	3
2.			
3.			
4.			

	Figure	Across	Up
5.			
6.			
7.			
8.			

Look at the grid. Circle the correct answer.


9. Is the  to the right or left of the ?      right      left
10. Is the  above or below the ?      above      below

Copyright © by William H. Sadlier, Inc. All rights reserved.

# Symmetry

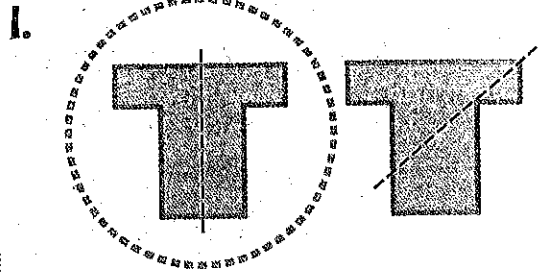
Name \_\_\_\_\_

Shapes with symmetry have matching parts.

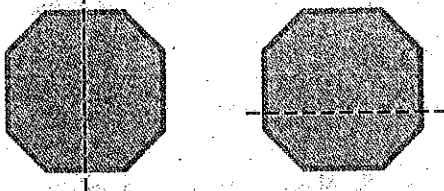


The fold line is the line of symmetry.

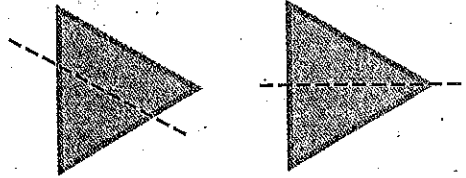
Look for a line of symmetry. Circle the shape that shows matching parts.



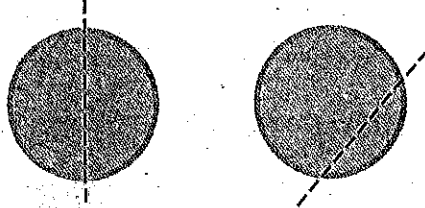
2.



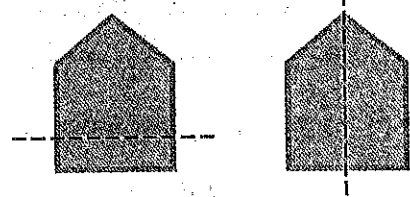
3.



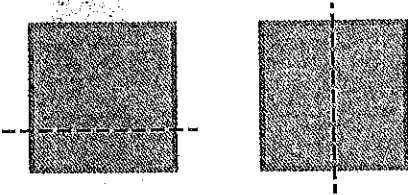
4.



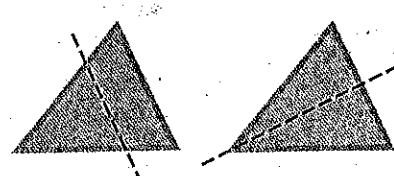
5.



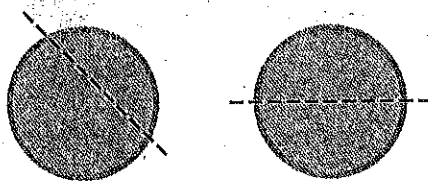
6.



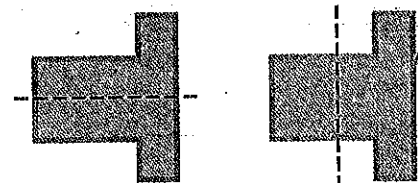
7.




8.



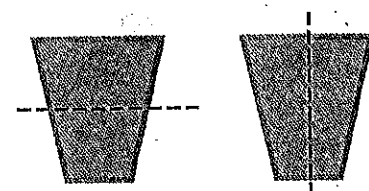
9.



10.



11.



Copyright © by William H. Sadlier, Inc. All rights reserved.